



Truck Exhaust Pipes



Ningbo Infengde Machinery Co.,Ltd

Ningbo City . China

info@infengde.com

TOP STACKS

Stainless steel stacks polished



CURVED STACK

Diameter				Total height (inches)						
5"	24"	36"	48"	60"	*	*	*	*	*	
6"	24"	36"	48"	60"	*	*	*	*	*	
7"	*	*	48"	60"	72"	84"	96"	108"	120"	
8"	*	*	*	60"	72"	84"	96"	108"	120"	
10"	*	*	*	*	*	*	*	*	*	



BULLHORN STACK

Diameter				Total height (inches)						
5"	24"	36"	48"	60"	*	*	*	*	*	
6"	24"	36"	48"	60"	*	*	*	*	*	
7"	*	*	48"	60"	72"	84"	96"	108"	120"	
8"	*	*	*	60"	72"	84"	96"	108"	120"	
10"	*	*	*	*	*	*	*	*	*	



FLAT TOP STACK

Diameter				Total height (inches)						
5"	24"	36"	48"	60"	*	*	*	*	*	
6"	24"	36"	48"	60"	*	*	*	*	*	
7"	*	*	48"	60"	72"	84"	96"	108"	120"	
8"	*	*	*	60"	72"	84"	96"	108"	120"	
10"	*	*	*	60"	72"	84"	96"	108"	120"	



METERED TOP STACK

Diameter				Total height (inches)						
5"	24"	36"	48"	60"	*	*	*	*	*	
6"	24"	36"	48"	60"	*	*	*	*	*	
7"	*	*	48"	60"	72"	84"	96"	108"	120"	
8"	*	*	*	60"	72"	84"	96"	108"	120"	
10"	*	*	*	60"	72"	84"	96"	108"	120"	

MIDDLE SPOOLS

Stainless steel stacks polished

Stainless steel polished

Diameter from 6" -10"

Wall thickness 0.059"

Middle spools 52" high

Pack in wooden boxes



52" MIDDLE SPOOL



55" MIDDLE SPOOL

Stainless steel polished

Diameter from 6" -10"

Wall thickness 0.059"

Middle spools 55" high

Pack in wooden boxes

Stainless steel polished

Diameter from 6" -10"

Wall thickness 0.059"

Middle spools 52" high

Pack in wooden boxes



52" MIDDLE SPOOL TO 5"



55" MIDDLE SPOOL TO 5"

Stainless steel polished

Diameter from 6" -10"

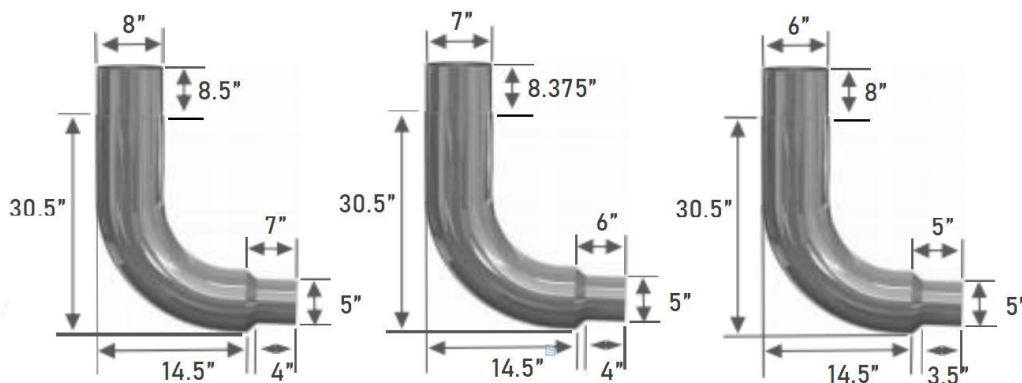
Wall thickness 0.059"

Middle spools 55" high

Pack in wooden boxes

BOTTOM ELBOW

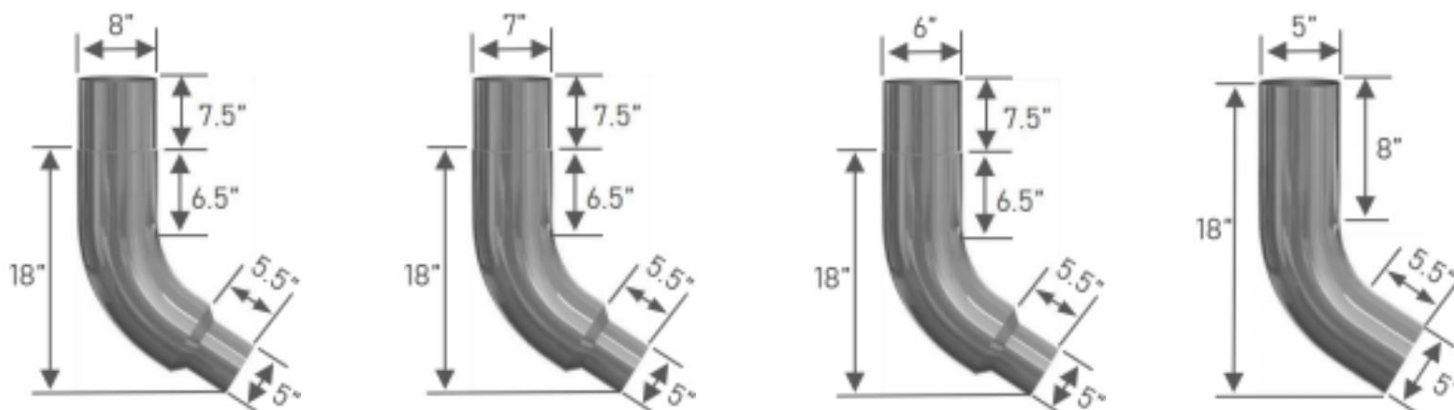
Stainless steel stacks polished



8" to 5"

7" to 5"

6" to 5"



8" to 5"

7" to 5"

6" to 5"

5"

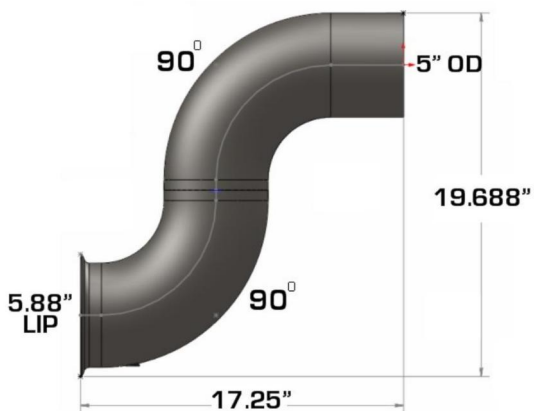
Stainless steel polished

Diameter from 6"-10"

Wall thickness 0.059"

Pack in wood box

SS304, SS409, Aluminized steel, Carbon steel Chromed



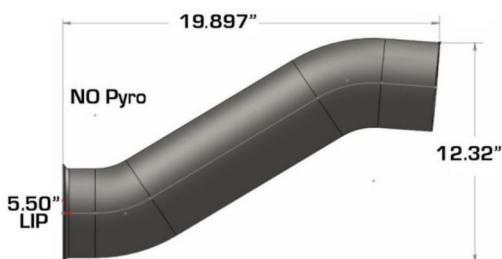
04-17094-016 Freightliner

Turbo Exhaust



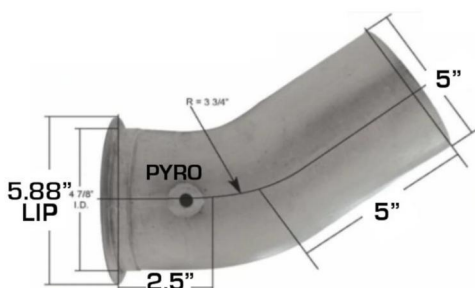
04-17123-024 Freightliner

12.7L Turbo Elbow Pipe



04-17123-002 Freightliner

Turbo Exhaust



04-16460-009 Freightliner

Turbo Exhaust Pipe

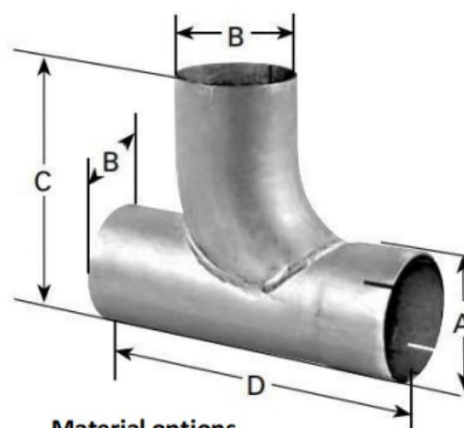
Y pipe style 1

A / OD (inch)	B / ID (inch)	C (inch)	D (inch)	Radius
4"	4"	11-1/4"	16"	1.5D
4"	4"	12"	20"	1.5D
5"	5"	11"	19"	1.5D
5"	5"	13-1/2"	22"	1.5D



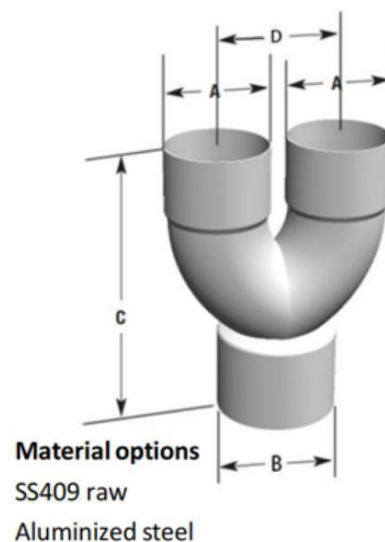
Y pipe style 2

A / ID (inch)	B / OD (inch)	C (inch)	D (inch)	Radius
4"	4"	9	14	1.5D
5"	5"	10-1/2	15	1.5D



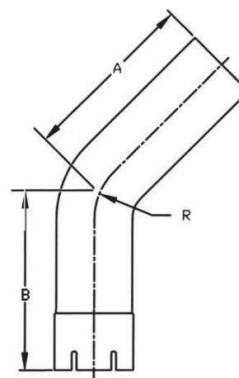
Y pipe style 3

A / ID (inch)	B / OD (inch)	C (inch)	D (inch)	Radius	A / ID style
4"	4"	10-1/4	5	1.5D	With slot
4"	4"	10-1/4	5	1.5D	Without slot
5"	5"	10-1/2	15	1.5D	With slot
5"	5"	10-1/2	15	1.5D	Without slot

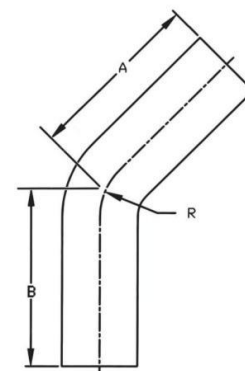


Diesel exhaust 45 degree bends

Diameter (inch)	Thickness (mm)	Leg length A (mm)	Leg length B (mm)	Radius	Angle (°)
4.00"	1.5mm	10"	10"	1.5D	45°
4.00"	1.5mm	12"	12"	1.5D	45°
4.00"	1.5mm	15"	15"	1.5D	45°
4.00"	1.5mm	18"	18"	1.5D	45°
4.00"	1.5mm	25"	25"	1.5D	45°
5.00"	1.5mm	12"	12"	1.5D	45°
5.00"	1.5mm	15"	15"	1.5D	45°
5.00"	1.5mm	18"	18"	1.5D	45°
5.00"	1.5mm	25"	25"	1.5D	45°
6.00"	1.5mm	12"	12"	1.5D	45°
6.00"	1.5mm	15"	15"	1.5D	45°
6.00"	1.5mm	26"	26"	1.5D	45°



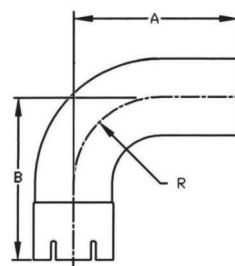
ID - OD Style



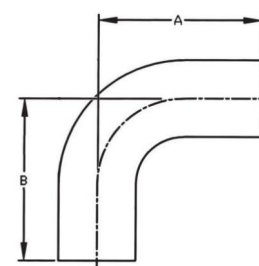
OD - OD Style

Diesel exhaust 90 degree bends

Diameter (inch)	Thickness (mm)	Leg length A (mm)	Leg length B (mm)	Radius	Angle (°)
4.00"	1.5mm	10"	10"	1.5D	90°
4.00"	1.5mm	12"	12"	1.5D	90°
4.00"	1.5mm	15"	15"	1.5D	90°
4.00"	1.5mm	18"	18"	1.5D	90°
4.00"	1.5mm	25"	25"	1.5D	90°
5.00"	1.5mm	12"	12"	1.5D	90°
5.00"	1.5mm	15"	15"	1.5D	90°
5.00"	1.5mm	18"	18"	1.5D	90°
5.00"	1.5mm	25"	25"	1.5D	90°
6.00"	1.5mm	15"	15"	1.5D	90°
6.00"	1.5mm	26"	26"	1.5D	90°



ID - OD Style



OD - OD Style

SS304, SS409, Aluminized Steel, Lap Joint Clamps

SS304 Polished

Diameter inch	Diameter mm	Price FOB
2"	50.1	
2.25"	57	
2.5"	63.5	
2.75"	70	
3"	76.2	
3.5"	89	
4"	101.6	
5"	127	



Aluminized steel

Diameter inch	Diameter mm	Price FOB
2"	50.1	
2.25"	57	
2.5"	63.5	
2.75"	70	
3"	76.2	
3.5"	89	
4"	101.6	
5"	127	



SS409 raw finish

Diameter inch	Diameter mm	Price FOB
2"	50.1	
2.25"	57	
2.5"	63.5	
2.75"	70	
3"	76.2	
3.5"	89	
4"	101.6	
5"	127	

